

LEVEL UP

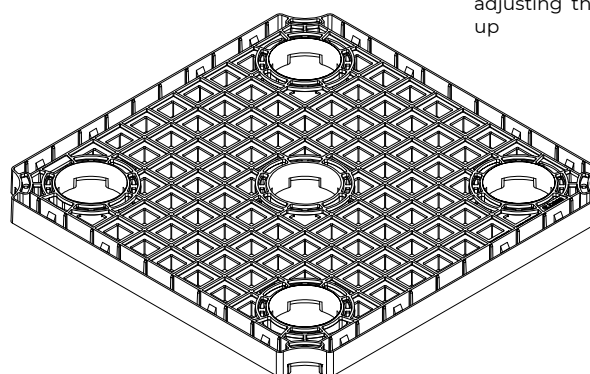
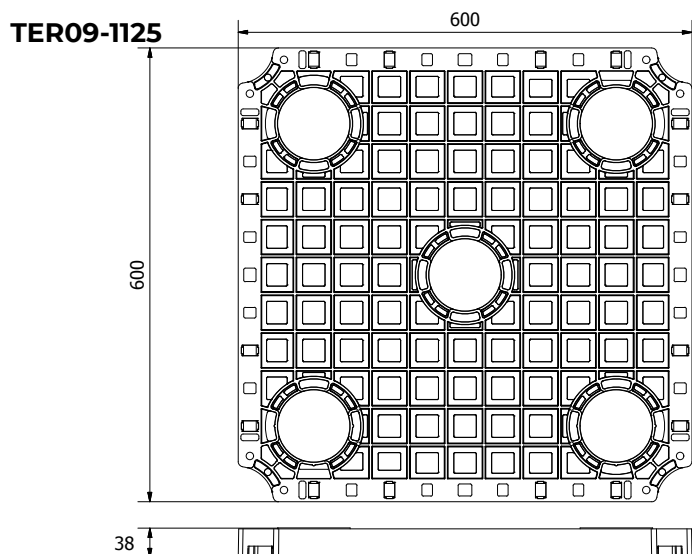


INDEX

1. Code Registry
2. Use
3. Load Tests
4. Technical Specification

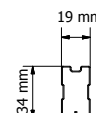

1. CODE REGISTRY

Product Code	Description	Material	Measure (mm)	Weight (kg/pc.)	Colour	Pkg. / Pallet
TER09-1125	Laying Module	Compound PE-HD High performance plastic material	600 x 600	2,60	Black	1 pc. / 30 pc.*
POZ95-1313	Reinforcement profile	Galvanized Steel	482	0,28	Galvanized	30 pc. / - pc.*
TER09-1124	Support base+ Support adjustment + Fixing support + 33 Laying rubber	PP (polypropylene)	from 48 to 74	7,60	Black	38 pc. / 570 pc.*
TER09-1130	Extension h.25 mm	PP (polypropylene)	h. 25	0,09	Black	38 pc. / 1520 pc.*
TER09-1129	Extension h.50 mm	PP (polypropylene)	h. 50	0,14	Black	38 pc. / 760 pz*.
TER09-1144	Sound absorbing mat	Rubber (TPV)	200 x 200 - thick. 3	0,09	Black	80 pc. / 6.720 pc.
TER09-1119	Recessed hex adjustment key **	Galvanized Steel	15 int - 20 ext	0,12	Galvanized	5 pc / -



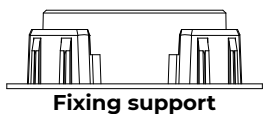
*Product's quantities on each packaging are defined to cover an area of 5.4 m²

** 15 mm socket spanner that should be used in the opposite direction to its natural use. A 15mm hexagonal wrench with an outer dimension of 20mm, suitable for adjusting the height of the level up

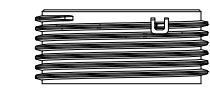
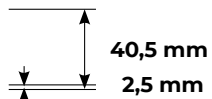


LEVEL UP

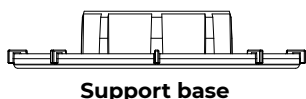
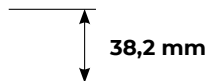
TER09-1124



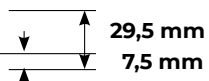
Fixing support



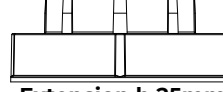
Support adjustment



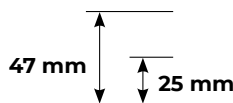
Support base



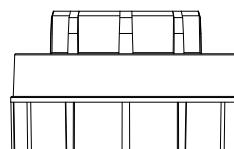
TER09-1130




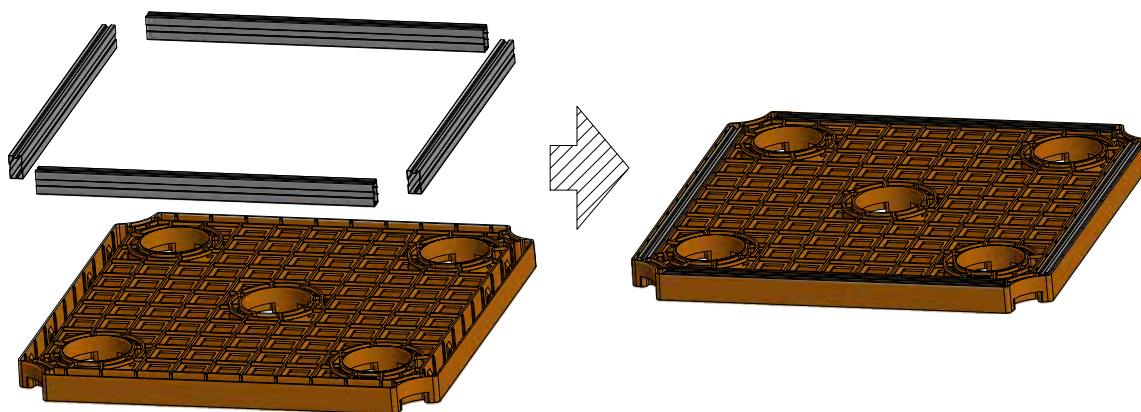
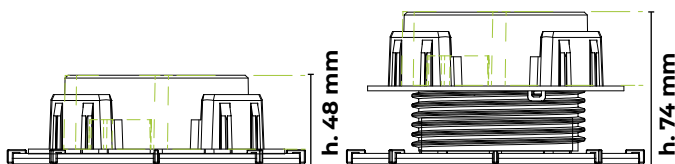
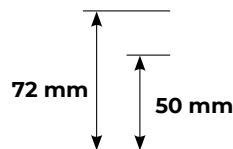
Extension h.25mm



TER09-1129



Extension h.50mm



LEVEL UP

2. USE

Modular structure for the laying of floating floors for outdoor use.
The system is specifically designed for the installation of tiles of various thicknesses and sizes, both with simple laying and with a stretcher bond pattern.

SIZES	STRINGERS NUMBER	
<p>45x90 90x120 90x90 60x60</p>	2 REINFORCEMENT PROFILES (LAID IN ALTERNATE PAIRS)	
<p>40x120 30x120</p>	4 REINFORCEMENT PROFILES (COMPLETE LAYING)	

3. LOAD TESTS

	BREAKAGE LOAD*	1 daN = 1 Kg
PUNCTUAL LOAD	MIDDLE OF THE PANEL	> 900 daN
	MIDDLE OF THE SIDE	> 700 daN
	DIAGONAL LINE	> 900 daN
	MAX WORKING LOAD EN 12825 SAFETY FACTOR=2	375 daN
DISTRIBUTED LOAD	MAX DISTRIBUTED LOAD.	1.875 daN/m ²

*Load test are made with 4 reinforcement profiles installed on each laying module.

4. TECHNICAL SPECIFICATION

Specification	Description	Unit	Price
Dak.O.TER09.1125	Modular structure system for the laying of floating floors. It guarantees maximum safety standards even in the event of breakage, without the application of any reinforcement system on the back of the slabs. Easy to install, it can be shaped while the work is being completed, and provides for height-adjustable supports designed to solve the problem of any differences in level in the screed and guarantees completely flat walking surfaces. The system is specifically designed for the use of tiles of various thicknesses and sizes, both with simple laying and with an stretcher bond pattern. Adjustable from a minimum of 48mm. Available in black colour. System made of Compound PE-HD High performance plastic material. Dimensions 600 x 600 mm.....	pc.	-
Dak.O.POZ95.1313	Reinforcement profile, made of galvanized steel. Dimension: length 482 mm, Thickness 19 mm, height 34 mm	pc.	-
Dak.O.TER09.1126KT	Raising system for Level Up laying module, for height from 48 to 74 mm.....	pc.	-
Dak.O.TER09.1130	Extension made of PP, h.25 mm.....	pc.	-
Dak.O.TER09.1129	Extension made of PP, h.50 mm.....	pc.	-
Dak.O.TER09.1133	Fixed support made of PP, ø 123 - h. 40 mm.....	pc.	-
Dak.O.TER09.1144	Sound absorbing mat made of TPV Rubber, 200 x 200 - thick. 3 mm.....	pc.	-
Dak.O.TER09.1119	Recessed hex adjustment key 15 int - 20 ext		