

ANCHOR SGR-PA V0 SELF-EXTINGUISHING (POLYAMIDE HAMMERING NAIL)



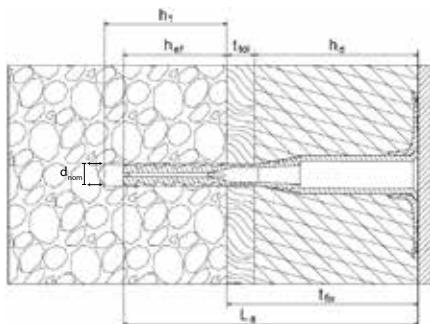
INDEX

1. Code registry
2. Certifications
3. Description
4. Use
5. Installation tips
6. Technical specification

1. CODE REGISTRY

Code	Description	Dimensions (mm)	Color	Pkg.	Pallet	Weight
TER11-3110AUT	Anchors SGR - hole \varnothing 8	110 x \varnothing 60	red	100 pcs	9.000 pcs	13 gr./pc.
TER11-3130AUT	Anchors SGR - hole \varnothing 8	130 x \varnothing 60	red	100 pcs	9.000 pcs	14 gr./pc.
TER11-3150AUT	Anchors SGR - hole \varnothing 8	150 x \varnothing 60	red	100 pcs	9.000 pcs	15 gr./pc.
TER11-3170AUT	Anchors SGR - hole \varnothing 8	170 x \varnothing 60	red	100 pcs	7.200 pcs	16 gr./pc.
TER11-3190AUT	Anchors SGR - hole \varnothing 8	190 x \varnothing 60	red	100 pcs	7.200 pcs	18 gr./pc.
TER11-3210AUT	Anchors SGR - hole \varnothing 8	210 x \varnothing 60	red	100 pcs	5.400 pcs	19 gr./pc.
TER11-3230AUT	Anchors SGR - hole \varnothing 8	230 x \varnothing 60	red	100 pcs	5.400 pcs	20 gr./pc.
TER11-3250AUT	Anchors SGR - hole \varnothing 8	250 x \varnothing 60	red	100 pcs	5.400 pcs	21 gr./pc.

MATERIAL Made of V0 plastic polymer.



Legend:

- h_i = Hole Depth = 45 mm
- h_{ef} = Anchoring Depth = 35 mm
- d_{nom} = Anchor diameter = 8 mm
- t_{fix} = Fixable thickness ($h_d + t_{tot}$)
- h_d = Insulating panel thickness
- t_{tot} = Adhesive thickness or old plaster thickness
- L_a = Anchor Length

$$\text{Anchor Length } L_a = t_{fix} + h_{ef} = h_d + t_{tot} + h_{ef}$$

The anchor length (L_a) must be deep enough to ensure the minimum depth of anchorage to the wall (h_{ef}) and must necessarily consider the presence of pre-existing layers of plaster and adhesive (t_{tot}).

$$\text{Maximum thickness of the insulating panel } h_{dmax} = L_a - t_{tot} - h_{ef}$$

ANCHOR SGR-PA V0 SELF-EXTINGUISHING (POLYAMIDE HAMMERING NAIL)

2. CERTIFICATIONS

Certified by EPD ISO 14025
Certified according to EAD 330196-01-0604

The base materials that have been certified are:
cat. A (concrete)
cat. B (solid masonry)
cat. C (hollow or perforated masonry)
cat. D (lightweight aggregate concrete)
cat. E (autoclaved aerated concrete)



DECLARED PERFORMANCES		
N _{rk} Base material	KN	Technical specification
Cat. A Concrete - C 12/15 (EN 206-1) - C 16/20-C50/60 (EN 206-1)	0,4 0,5	EAD 330196-01-0604
Cat. B Solid masonry (EN 771-1)	0,5	EAD 330196-01-0604
Cat. C Hollow or perforated masonry (öNORM B 6124)	0,4	EAD 330196-01-0604
Cat. D LAC Lightweight aggregate concrete (EN 1520)	0,5	EAD 330196-01-0604
Cat. E Autoclaved aerated concrete (EN 771-4)	0,3	EAD 330196-01-0604

N_{rk} Load voltage resistance

RECOMMENDED DRILLING METHOD					
Type of base material	Plain concrete	Solid brick	Perforated brick	Lightweight concrete	Cellular concrete
Category of use	A	B	C	D	E
Drilling method	Percussion and rotation	Percussion and rotation	Only rotation	Only rotation	Only rotation

3. DESCRIPTION

"Class V0" indicates that the anchor has the ability to stop the spread of fire within the first 10 seconds of exposure to flames. This means that in the event of a fire, the dowel will prevent the spread of flames through the thermal insulation panels.

Self-extinguishing Class V0 thermal insulation wall plugs are an essential component in ensuring fire safety in the building.

Using these anchors during the installation of thermal insulation can limit damage to the building and safeguard the lives of people inside in the event of a fire.

4. USE

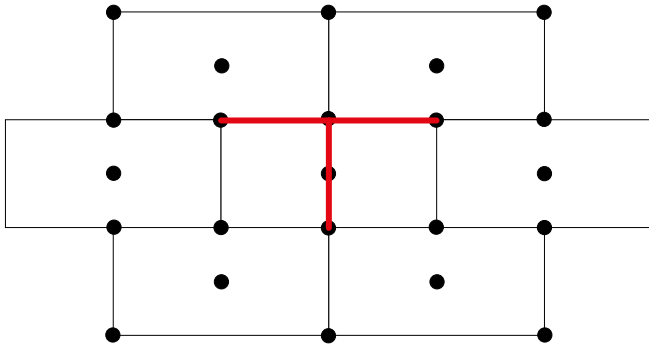
Used for mechanical anchorage of insulation and mineral wool panels and for the main types of masonry, supporting their load and tensile stress "tearing." The preassembled nail greatly facilitates and speeds up the installation of anchors with obvious savings in installation time.

ANCHOR SGR-PA V0 SELF-EXTINGUISHING (POLYAMIDE HAMMERING NAIL)

5. INSTALLATION TIPS

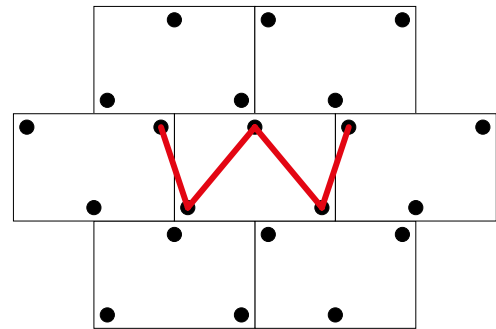
The anchors must be placed where the adhesive has been applied. This solution will increase the adhesive cohesion strength generated by the anchor. The positioning of anchors can be done according to the following tessellation schemes.

TESSELATION SCHEME "T" SHAPE



Polystyrene panels (EPS) with 6 anchors/sqm.
In the tessellation scheme "T" there will be an anchor positioned on every panel intersection, plus one more anchor positioned on the center of each panel

TESSELATION SCHEME "W" SHAPE



Mineral wool panels (MW) with 6 anchors/sqm.
In the tessellation scheme "W" each insulating panel is fixed with 3 anchors.

6. TECHNICAL SPECIFICATION

Specification	Description	Unity	Price
Dak.B.TER11.31xxAUT	Supply and installation of 8 mm hole percussion mechanical fixing, with 60 mm head, improved grip and polyamide nail. Certified according to EAD 330196-01-0604. ETA-16/0375 The base materials that have been certified are: cat. A (concrete) cat. B (solid masonry) cat. C (hollow or perforated masonry) cat. D (lightweight aggregate concrete) cat. E (autoclaved aerated concrete) Made of V0 plastic polymer. Anchors positioning and number per sqm will be defined by the architect or by construction supervisor. Used for the mechanical anchoring of the insulating panels for almost all types of masonry, supporting the load and any "tear-off" stress. Self-extinguishing product		
Dak.B.TER11.3110AUT	Lenght 110 mm - Head 60 mm - ø 8.....	pc.	-
Dak.B.TER11.3130AUT	Lenght 130 mm - Head 60 mm - ø 8.....	pc.	-
Dak.B.TER11.3150AUT	Lenght 150 mm - Head 60 mm - ø 8.....	pc.	-
Dak.B.TER11.3170AUT	Lenght 170 mm - Head 60 mm - ø 8.....	pc.	-
Dak.B.TER11.3190AUT	Lenght 190 mm - Head 60 mm - ø 8.....	pc.	-
Dak.B.TER11.3210AUT	Lenght 210 mm - Head 60 mm - ø 8.....	pc.	-
Dak.B.TER11.3230AUT	Lenght 230 mm - Head 60 mm - ø 8.....	pc.	-
Dak.B.TER11.3250AUT	Lenght 250 mm - Head 60 mm - ø 8.....	pc.	-