

ANCHOR SGR-AV V0 SELF-EXTINGUISHING (SCREWING STEEL NAIL)



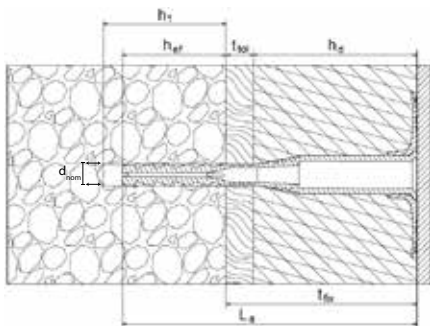
INDEX

1. Code registry
2. Certifications
3. Description
4. Use
5. Installation tips
6. Technical specification

1. CODE REGISTRY

Code	Description	Dimensions (mm)	Color	Pkg.	Pallet	Weight
TER11-3110AVAUT	Anchors SGR-AV - hole \varnothing 8	110	red	100 pcs	9.000 pcs	24 gr./pc.
TER11-3130AVAUT	Anchors SGR-AV - hole \varnothing 8	130	red	100 pcs	9.000 pcs	27 gr./pc.
TER11-3150AVAUT	Anchors SGR-AV - hole \varnothing 8	150	red	100 pcs	9.000 pcs	30 gr./pc.
TER11-3170AVAUT	Anchors SGR-AV - hole \varnothing 8	170	red	100 pcs	7.200 pcs	33 gr./pc.
TER11-3190AVAUT	Anchors SGR-AV - hole \varnothing 8	190	red	100 pcs	7.200 pcs	36 gr./pc.
TER11-3210AVAUT	Anchors SGR-AV - hole \varnothing 8	210	red	100 pcs	5.400 pcs	39 gr./pc.
TER11-3230AVAUT	Anchors SGR-AV - hole \varnothing 8	230	red	100 pcs	5.400 pcs	42 gr./pc.
TER11-3250AVAUT	Anchors SGR-AV - hole \varnothing 8	250	red	100 pcs	5.400 pcs	45 gr./pc.
TER11-3270AVAUT	Anchors SGR-AV - hole \varnothing 8	270	red	100 pcs	5.400 pcs	48 gr./pc.
TER11-3290AVAUT	Anchors SGR-AV - hole \varnothing 8	290	red	100 pcs	4.500 pcs	51 gr./pc.
TER11-3310AVAUT	Anchors SGR-AV - hole \varnothing 8	310	red	100 pcs	4.500 pcs	54 gr./pc.

MATERIAL Made of V0 plastic polymer.



Legend:

- h_i = Hole Depth = 45 mm
- h_{ef} = Anchoring Depth = 35 mm
- d_{nom} = Anchor diameter = 8 mm
- t_{fix} = Fixable thickness ($h_d + t_{tol}$)
- h_d = Insulating panel thickness
- t_{tol} = Adhesive thickness or old plaster thickness
- L_a = Anchor Length

$$\text{Anchor Length } L_a = t_{fix} + h_{ef} = h_d + t_{tol} + h_{ef}$$

The anchor length (L_a) must be deep enough to ensure the minimum depth of anchorage to the wall (h_{ef}) and must necessarily consider the presence of pre-existing layers of plaster and adhesive (t_{tol}).

$$\text{Maximum thickness of the insulating panel } h_{dmax} = L_a - t_{tol} - h_{ef}$$

ANCHOR SGR-AV V0 SELF-EXTINGUISHING (SCREWING STEEL NAIL)

2. CERTIFICATIONS

Certified by EPD ISO 14025
 Certified according to EAD 330196-01-0604

The base materials that have been certified are:

- cat. A (concrete)
- cat. B (solid masonry)
- cat. C (hollow or perforated masonry)
- cat. D (lightweight aggregate concrete)
- cat. E (autoclaved aerated concrete)



DECLARED PERFORMANCES		
N_{RK} Base material	KN	Technical specification
Cat. A Concrete - C 12/15 (EN 206-1) - C 16/20-C50/60 (EN 206-1)	0,4 0,6	EAD 330196-01-0604
Cat. B Solid masonry (EN 771-1)	0,6	EAD 330196-01-0604
Cat. C Hollow or perforated masonry (ÖNORM B 6124)	0,5	EAD 330196-01-0604
Cat. D LAC Lightweight aggregate concrete (EN 1520)	0,5	EAD 330196-01-0604
Cat. E Autoclaved aerated concrete (EN 771-4)	0,3	EAD 330196-01-0604

N_{RK} Load voltage resistance

RECOMMENDED DRILLING METHOD					
Type of base material	Plain concrete	Solid brick	Perforated brick	Lightweight concrete	Cellular concrete
Category of use	A	B	C	D	E
Drilling method	Percussion and rotation	Percussion and rotation	Only rotation	Only rotation	Only rotation

3. DESCRIPTION

"Class V0" indicates that the anchor has the ability to stop the spread of fire within the first 10 seconds of exposure to flames. This means that in the event of a fire, the dowel will prevent the spread of flames through the thermal insulation panels.

Self-extinguishing Class V0 thermal insulation wall plugs are an essential component in ensuring fire safety in the building.

Using these anchors during the installation of thermal insulation can limit damage to the building and safeguard the lives of people inside in the event of a fire.

4. USE

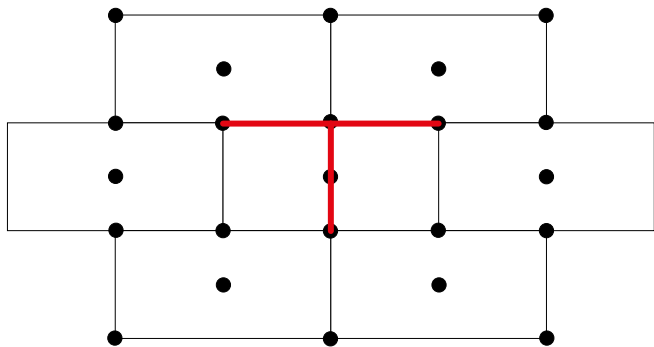
Used for mechanical anchorage of insulation and mineral wool panels and for the main types of masonry, supporting their load and tensile stress "tearing." The preassembled nail greatly facilitates and speeds up the installation of anchors with obvious savings in installation time.

ANCHOR SGR-AV V0 SELF-EXTINGUISHING (SCREWING STEEL NAIL)

4. INSTALLATION TIPS

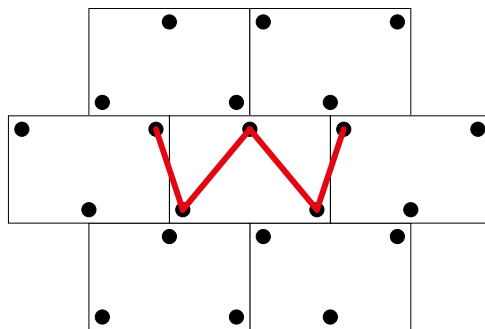
The anchors must be placed where the adhesive has been applied. This solution will increase the adhesive cohesion strength generated by the anchor. The positioning of anchors can be done according to the following tessellation schemes.

TESSELLATION SCHEME "T" SHAPE



Polystyrene panels (EPS) with 6 anchors/sqm.
In the tessellation scheme "T" there will be an anchor positioned on every panel intersection, plus one more anchor positioned on the center of each panel

TESSELLATION SCHEME "W" SHAPE



Mineral wool panels (MW) with 6 anchors/sqm.
In the tessellation scheme "W" each insulating panel is fixed with 3 anchors.

3. TECHNICAL SPECIFICATION

Specification	Description	Unity	Price
Dak.B.TER11.3xxxAV	Supply and installation of 8 mm hole percussion mechanical fixing, with 60 mm head, improved grip and polyamide nail. Certified according to EAD 330196-01-0604. ETA-17/0606 Main news of this new range of products are: · Pre-assembled nail, for a faster installation. · Variable section of the anchor's body (fixing diameter 8 mm). · Asymmetric expansion of the anchor's body. · Customizable anchor's head. · Packaged in box of 100 pcs each. · Made of V0 plastic polymer. Body and head made of PP (polypropylene), nails made of steel and nail cap in polyamide (PA) Used for the mechanical anchoring of insulating panels, mineral wool and for the main types of masonry, supporting its load and tensile stress. The pre-assembled nail facilitates and accelerates the installation of the anchor "tear-off" stress. Self-extinguishing product		
Dak.B.TER11.3110AVAUT	Length 110 mm - Head 60 mm - ø 8.....	pc.	-
Dak.B.TER11.3130AVAUT	Length 130 mm - Head 60 mm - ø 8.....	pc.	-
Dak.B.TER11.3150AVAUT	Length 150 mm - Head 60 mm - ø 8.....	pc.	-
Dak.B.TER11.3170AVAUT	Length 170 mm - Head 60 mm - ø 8.....	pc.	-
Dak.B.TER11.3190AVAUT	Length 190 mm - Head 60 mm - ø 8.....	pc.	-
Dak.B.TER11.3210AVAUT	Length 210 mm - Head 60 mm - ø 8.....	pc.	-
Dak.B.TER11.3230AVAUT	Length 230 mm - Head 60 mm - ø 8.....	pc.	-
Dak.B.TER11.3250AVAUT	Length 250 mm - Head 60 mm - ø 8.....	pc.	-
Dak.B.TER11.3270AVAUT	Length 250 mm - Head 60 mm - ø 8.....	pc.	-
Dak.B.TER11.3290AVAUT	Length 250 mm - Head 60 mm - ø 8.....	pc.	-
Dak.B.TER11.3310AVAUT	Length 250 mm - Head 60 mm - ø 8.....	pc.	-