


# PVC AND ALUMINIUM ANGLE WITH MESH



## INDEX

1. Data and Documentation
2. Use
3. Specifications

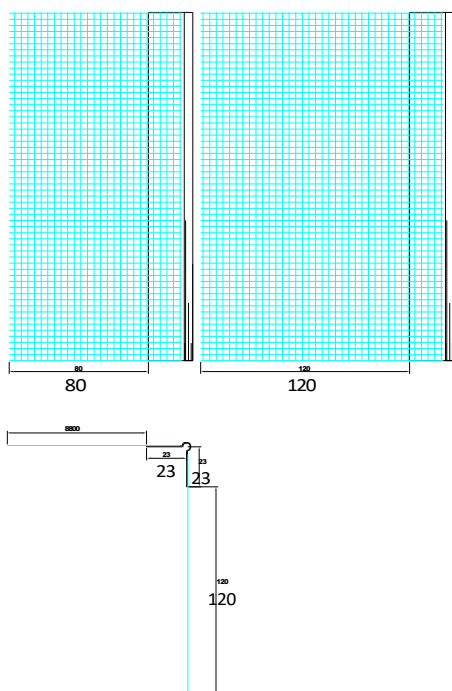
## 1. DATA AND DOCUMENTATION

Code	Description	Dimensions (mm)	Weight	Colour	Pkg. / Pallet
ZIN33-1664	PVC Plus Corner	80 x 120 x 2,500	12.60 kg/pf.	-	125 m / 33 cf.
ZIN33-1664E	Standard PVC angle	100 x 100 x 2,500	11.00 kg/ff.	-	125 m / 40 cf.
ZIN33-1667P	PVC Plus Corner	100 x 150 x 2,500	13.00 kg/ff.	-	125 m / 33 cf.
ZIN33-1668P	PVC Plus Corner	100 x 230 x 2,500	14.00 kg/ff.	-	125 m / 22 cf.
ZIN33-1666P	PVC Plus Corner	200 x 240 x 2,500	13.00 kg/ff.	-	125 m / 36 cf.
ZIN33-1665	Aluminium Plus Corner	80 x 120 x 2,500	9.125 kg/cf.	-	125 m / 40 cf.
ZIN33-1665E	Standard Aluminium Corner	100 x 100 x 2,500	8.00 kg/pf.	-	125 m / 40 cf.
ZIN33-1667	Aluminium Plus Corner	100 x 150 x 2,500	8.00 kg/pf.	-	125 m / 33 cf.

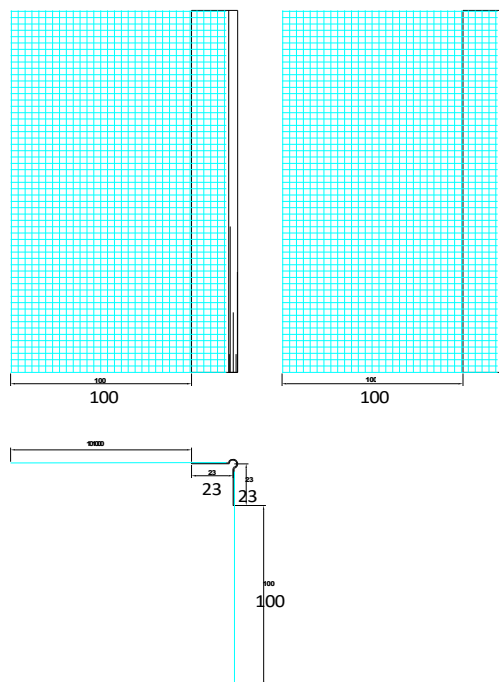
## MATERIAL

Made of PVC or aluminium and fibreglass mesh.

ZIN33-1664 / ZIN33-1665



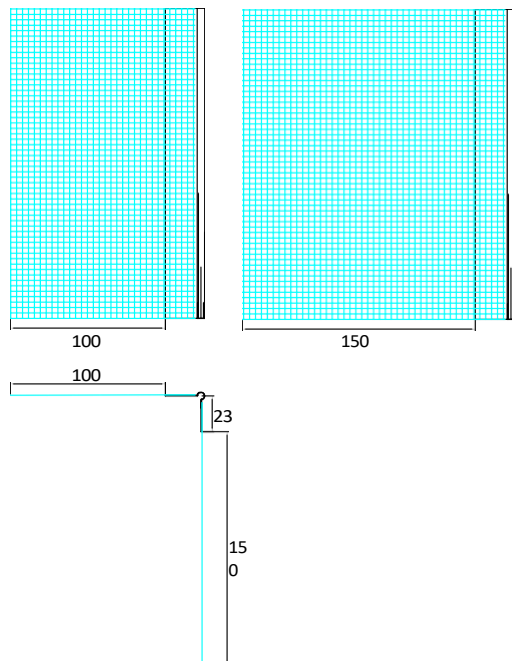
ZIN33-1664E / ZIN33-1665E



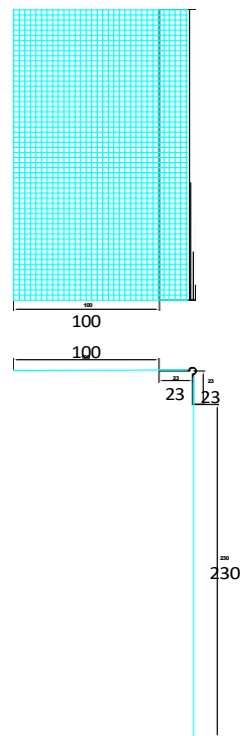
N.B.: the 1664E version does not have Vertex Saint Gobain mesh fitted (as all the others do) but a lighter mesh.  
The PVC substrate is also slightly thinner and therefore lighter.

# PVC AND ALUMINIUM ANGLE WITH MESH

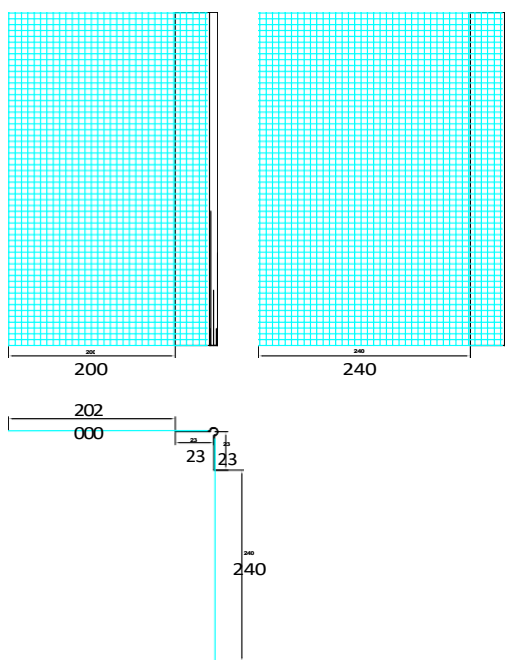
ZIN33-1667P / ZIN33-1667



ZIN33-1668P



ZIN33-1666P



# PVC AND ALUMINIUM ANGLE WITH MESH

Features	Units of Measurement	R131	
		Warp	Plot
<b>Setting</b>	for 10 cm	25 x 2	20,5
<b>Standard Height</b>	cm	110	
<b>Roll length</b>	m	50	
<b>Thickness Treated Fabric</b>	mm	0,52	
<b>Raw Fabric Weight</b>	g/m2	131	
<b>Thickness Treated Fabric</b>	min g/m2	160 ± 5% (max 168 g - min 152 g)	
<b>Fuel Content (LOI)</b>	% of mass	20%	
<b>Treatment Type</b>		Alkali-resistant without emollients	
<b>Dimensions Wheelbase</b>	mm	3,5 x 3,8	

Tensile strength (TS) and elongation:

Minimum tensile strength (N/50 mm) and maximum elongation (%) is ascertained according to DIN EN ISO 13934-1 as follows

Deposition method	Traction resistance		Elongation
	Nominal Value	Individual Value	Average Value
<b>Standard Conditions</b>	2000 / 2200	1900 / 1900	3,8 / 3,8
<b>Solution 5% NaOH</b>	1140 / 1300	1200 / 1200	3,5 / 3,5
<b>Quick Test</b>	1500 / 1700	1250 / 1250	3,5 / 3,5
<b>Solution 3 iont</b>		1000 / 1000 50 % / 50 %	

**Tolerances:**

- Setting: ± 5% in Warp and Weft
- Height: ± 1%
- Length: ± 2%
- LOI: ± 3%

**Quality Inspection**

The mode of quality control, taking samples and shooting the material, is according to standard 0326 works. **Packing:**

The rolls are packed vertically in cardboard boxes on a pallet. **Warehouse:**

Rolls must be stored in a dry place. Storage temperature -10 °C to + 50 °C.

## 2. USE

Used as a sealing joint between the insulation panel and the cover profile for under sills, door and window marbles, roller shutter boxes, etc.

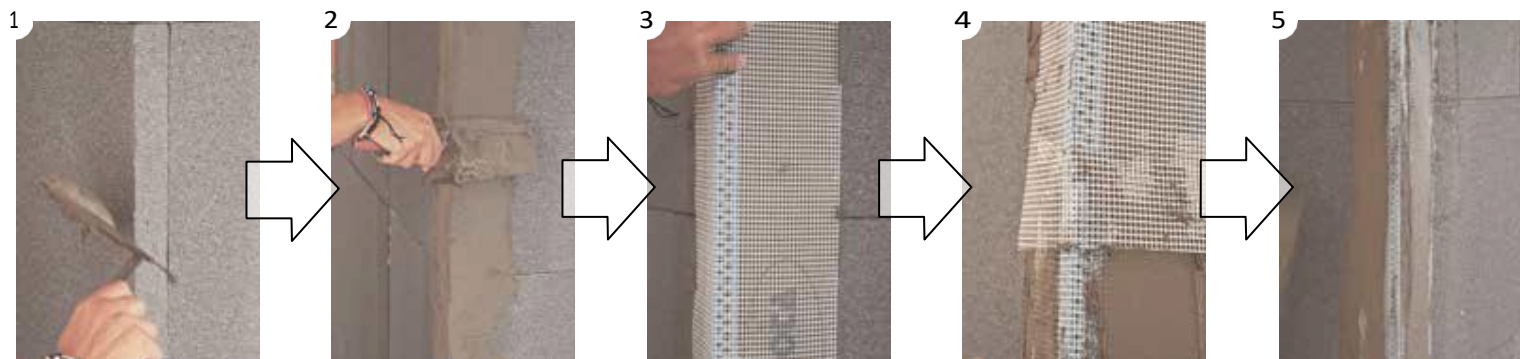
Applied as a reinforcement of external house corners and edges, the PVC angle with mesh allows for continuity of the mesh and greater protection of the corner itself.

It should be applied prior to the application of the reinforced skim coat.

The PVC profile with a fixed internal angle is to be applied on the insulation boards with a smoothing compound over the entire surface.

The joints must be overlapped with the mesh by 10 cm (where possible). The inner reinforcement must be removed for this purpose.

The layer of reinforced smoothing must be applied in strips of the width of the mesh, ensuring that the vertically adjacent mesh flaps overlap by at least 10 cm.



1. Apply a layer of skim coat to the insulating panels of the insulation system.
2. Complete the application of the skimming compound evenly over the entire surface of the corner. This treatment ensures a secure hold of the angle to the panel.
3. Position the product until it fits perfectly on the corner.
4. Bury our angle bracket in the levelling compound. Any joints of the corner joint must always be made for the 10 cm overlap indicated above.
5. Finish shaving until the work is completed according to the rules of art.

# PVC AND ALUMINIUM ANGLE WITH MESH

## 3. SPECIFICATION ITEMS

Entry	Description	U.M.	Price
<b>Dak.B.ZIN33.166x</b>	<p>Supply and installation of PVC angle with anti-cracking fibreglass mesh for "a cappotto" insulation, made of E-glass fibre with 20% anti-alkaline sizing, raw fabric weight equal to 131 g. The weight of the treated fabric shall be 160 g/m<sup>2</sup> (with an appreciable deviation of 5%). The mesh size shall be 3.5 x 3.8 mm. The breaking load of the mesh in standard conditions shall have a nominal value equal to and not less than 2000 N/50 mm warp direction, 2200 N/50 mm weft direction, individual value equal to 1900 N/50 mm warp direction, 1900 N/50 mm weft direction. The elongation shall be as an average value close to 3.8 in warp direction and 3.8 in weft direction.</p> <p>The mesh must have the technical characteristics defined in the ETAG 004 guide, thus allowing the cladding to be certifiable according to European directives. It must also have the ITC CNR certification mark no. 006/09.</p> <p>The product must be installed with the mesh placed in the adhesive layer, making sure that it is perfectly watertight, using a notched trowel or trowel. Embed the angle pieces in the levelling compound and, after hardening, cover with a further coat of levelling compound.</p> <p>The corner should be firmly fixed to the corner of the structure also with adhesive, the overlaps with the mesh should never be less than 10 cm. The surfaces thus obtained and the corner itself must be further smoothed and levelled in order to receive, once cured, the additional coat of gravel plaster and paint.</p> <p>On site, the product must be delivered in cardboard boxes, bearing a control code.</p>		
<b>Dak.B.ZIN33.1664</b>	Dimensions 80 x 120 x 2500 mm.....	cf.	-
<b>Dak.B.ZIN33.1664E</b>	Dimensions 100 x 100 x 2500 mm.....	cf.	-
<b>Dak.B.ZIN33.1667P</b>	Dimensions 100 x 150 x 2500 mm.....	cf.	-
<b>Dak.B.ZIN33.1668P</b>	Dimensions 100 x 230 x 2500 mm.....	cf.	-
<b>Dak.B.ZIN33.1666P</b>	Dimensions 200 x 240 x 2500 mm.....	cf.	-
<b>Dak.B.ZIN33.1665</b>	Dimensions 80 x 120 x 2500 mm.....	cf.	-
<b>Dak.B.ZIN33.1665E</b>	Dimensions 100 x 100 x 2500 mm.....	cf.	-
<b>Dak.B.ZIN33.1667</b>	Dimensions 100 x 150 x 2500 mm.....	cf.	-